



PREMIUM **EDITION**

The fire of your life.


Refractories eboris 1300 ultra ivory




Refractories eboris 1300 ultra black





PRODUCT-SPECIFIC PICTOGRAPHS


 RLA, room air dependent


 Firewood


 S-Thermatik NEO


 S-USI II


 S-ESAM 3.0


 S-Kamatik 2


 S-Vent


 Energy efficiency class

 Output range (kW)

 Straight

 Double sided

 L-shaped

 U-shaped

CONTENT

Introduction	4 - 9
Product overview	14- 15
Products	18- 36
Technical data	37

CONTENT



Excellent combustion technology for exceptional fireplace architecture

Anyone who sets the highest standards when it comes to interior design does not want to make any compromises when it comes to building a fireplace system. The Premium Edition from Spartherm was created to realise sophisticated projects. Since the company was founded in 1986, Spartherm has been constantly driving innovation at all levels of combustion technology. The Premium Edition bundles this long-standing expertise. When it comes to quality, technology and design, it combines the highest quality fireplace inserts from the Spartherm range. The programme also offers smart fireplace assistance functions and a wide range of customisation options. Central to this is the range of glasses: In addition to fireplace “inserts” or “models” with straight glasses in the contemporary widescreen format, there is also a choice of double-sided devices and L- or U-shaped models. In this way, individual wishes and expansive architectural concepts can be realised. All Premium Edition models have one thing in common: They create unique fireplace experiences!

FUNCTION AND DESIGN IN PERFECTION



WHY A
**SPARTHERM
PREMIUM
FIREPLACE INSERT?**

BENEFITS



**COMBUSTION
TECHNOLOGY
AT THE HIGHEST
QUALITY LEVEL**



**SOPHISTICATED
DESIGN**



**CUSTOMISED
DESIGN**

FUNCTION AND DESIGN IN PERFECTION

What distinguishes the Premium models?

There is no room for compromises if you want to meet even the most discerning demands. Driven by the desire for perfection, Spartherm has been developing and manufacturing individual fireplace inserts for exceptional fireplace design for over 35 years.

What makes the Premium models from Spartherm so special?

That's simple! They have been developed with a great deal of passion, crafted with craftsmanship and perfected down to the smallest detail.



BENEFITS

» Clear view of the fire – without a distracting frame

» Clear, minimalist look

» No annoying handle in view

» View of the fire without reflections

» Low soiling and easy cleaning of the glass

» Smooth-running sliding mechanism for easier refuelling


» Clean burning and visually imposing fire bed

» Space-saving installation of the fireplace system



LIVING STYLES – INDIVIDUALITY WITHIN YOUR OWN FOUR WALLS

Whether classically elegant or minimalist and reduced: Furnishings that focus on timeless design in high quality are in vogue. No wonder: If you limit yourself to the essentials in your own four walls and focus on a few, but selected objects, order and peace will return. This provides relaxation and helps make things slow down. Stylish design classics suit this living trend well; they are durable and thus sustainable by nature. Like the fireplace inserts from the exclusive Premium Edition from Spartherm.



LIVING STYLES



The new furniture is here, but is it still missing that certain something? Without a dash of warmth and naturalness, many interiors seem cool and impersonal. It's the little things that create atmosphere in the interior and set special accents: High-quality materials such as wood or leather. Exquisite fabrics, cushions and plaids. Pictures and books. Lovely colours that create a sense of well-being. But nothing gives the interior such exclusivity and cosiness as a fireplace. When it comes to designing a sophisticated fireplace, the fireplace inserts from the Premium Edition by Spartherm offer an almost inexhaustible variety of creative possibilities. So that the individual fireplace of your dreams, matching your home design, becomes reality.



THE FASCINATION OF FIRE

MAGICAL MOMENTS WITH FIRE

What could be better than enjoying a warming fire on a cold winter's day? A fireplace also provides magical moments on cool spring or autumn evenings. Watching the flames, you forget the time and come to rest. What a treat! A fireplace brings cosiness and warmth into your own four walls – at any time of year.

IMPRESSIVE

PREMIUM EDITION

Straight

Big fire experience - small effect.

Variant:

Premium V-1V-87h

Page 18-19

L-shaped

An optimal solution for L-shaped use.

Variants:

Premium V-2L-55h

Premium V-2R-55h

Premium V-2L-68h

Premium V-2R-68h

Premium V-2L-80h

Premium V-2R-80h

Page 20-23

Double sided

The fireplace with a view.

Variant:

Premium V-FD-87h

Page 26-27

U-shaped

Highlight: Spacious fireplaces.

Variants:

Premium A-U-50h

Premium A-U-70h

Premium A-3RL-60h

Premium A-3RL-80h

Page 28-35

A world apart.
**Stunning design meets
smart technology.**

Sturdy, all-round 6 mm steel frame

Strong materials for a sturdy appearance and a minimalist design

Firebox lining:

Durable eboris 1300 ultra firebox lining for optimum combustion with high resilience

Combustion compartment door

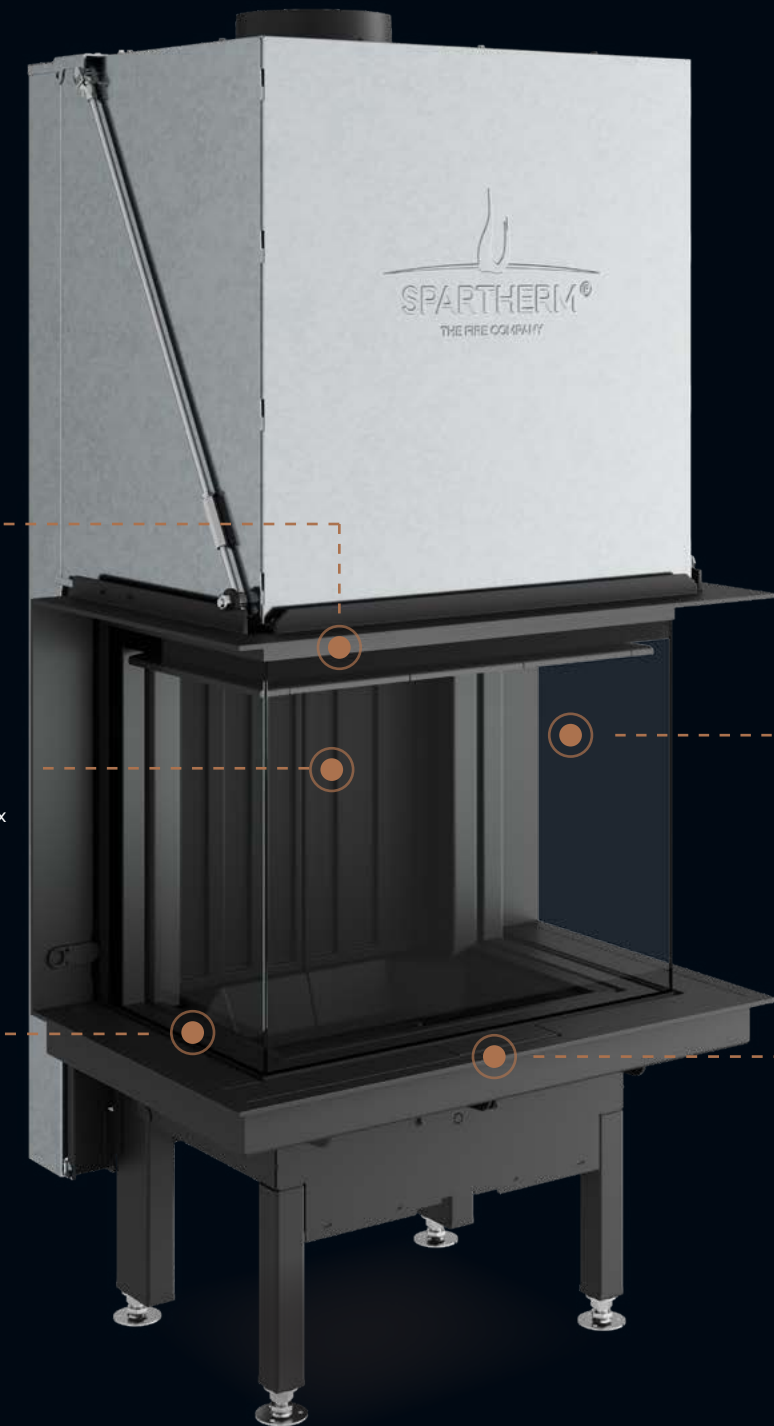
Recessed door profile, unobstructed view of the fire without visible frame

Polished glass ceramics

High transparency and low reflection, less dirt and easier to clean

Door handle

Flush with the surface and invisible





REFINED
DETAIL SOLUTIONS



PREMIUM

Wide-format fireplace

A straight-lined, clean design for perfect integration into spacious architecture. The large-format, polished ceramic glass ensures an unobstructed view of the fire. The Premium V-1V-87h model is a top-class fireplace insert for room concepts in which the fire can unfold its full presence.

SMART FIREPLACE ASSISTANCE FUNCTIONS



S-Thermatik NEO
(combustion control)



S-USI II
(underpressure control)



S-ESAM 3.0
(automatic sliding door)



S-Kamatik 2
(chimney draft control)



S-Vent
(convection air support)



Premium V-1V-87h

VARIANT

Premium
V-1V-87h



A+



6.7 - 12.4 kW
7.6 - 14.2 kW NSHF





PREMIUM







Fire experience
from two sides



No distracting door frame, no visible functional elements, pure fire. The L-shaped fireplace inserts from the Premium Edition by Spartherm are ideal when it comes to sophisticated corner solutions. This allows you to view and enjoy the pattern of flames from two perspectives.



VARIANTS

Premium V-2L-55h V-2R-55h	 A+
	 5.5 - 10.3 kW 7.6 - 14.2 kW NSHF
Premium V-2L-68h V-2R-68h	 A+
	 6.7 - 12.5 kW 6.9 - 12.9 kW NSHF
Premium V-2L-80h V-2R-80h	 A+
	 7.4 - 13.7 kW



Premium V-2L-55h



PREMIUM

Fire experience
from two sides

No matter the room situation, this exclusive corner solution presents a perfect view of the fire, letting it unfold in the imposing width of a 68 cm front. Every Premium fireplace insert can be equipped with smart fireplace assistance functions as desired.



Premium V-2L-68h



Premium V-2R-68h

SMART FIREPLACE ASSISTANCE FUNCTIONS



S-Thermatik NEO
(combustion control)



S-USI II
(underpressure control)



S-ESAM 3.0
(automatic sliding door)



S-Kamatik 2
(chimney draft control)




S-Vent
(convection air support)



PREMIUM

Fire experience
from two sides



Premium V-2R-80h

With the Premium model above the corner, a direct view from two perspectives into the beautiful pattern of the flames is always possible. Pure fire: with this premium fireplace insert, which is allowed to unfold in luxurious width with a front of 80 cm, the door mechanism enables the logs to be reloaded conveniently.



Premium V-2L-80h



PREMIUM

A deep and double-sided fireplace



SMART FIREPLACE ASSISTANCE FUNCTIONS



S-Thermatik NEO
(combustion control)



S-USI II
(underpressure control)



S-ESAM 3.0
(automatic sliding door)

Refined: With the double-sided version, Spartherm has created a fireplace insert that can be recessed into room dividers or partition walls. The fireplace thus becomes the focal point of the living room. An ideal solution when it comes to integrating a fireplace system into an open-plan room concept. The large-format glass of the Premium V-FD-87h fireplace insert offers an unobstructed view of the fire from all sides.

VARIANT

Premium
V-FD-87h



A+



7.4 - 13.8 kW
7.8 - 14.4 kW NSHF



Premium V-FD-87h



PREMIUM

A panoramic view of fire



Premium A-U-50h

SMART FIREPLACE ASSISTANCE FUNCTIONS



S-Thermatik NEO
(combustion control)



S-USI II
(underpressure control)



S-ESAM 3.0
(automatic sliding door)



S-Kamatik 2
(chimney draft control)

The unusual U-shape of the Premium models creates completely new viewing angles and literally lets the fire enter the room. The glasses are almost invisible. This opens the view for the essential: the fascinating pattern of the flames.

VARIANTS

Premium
A-U-50h

A+

6.5 - 12.1 kW

Premium
A-U-70h

A+

8.0 - 14.8 kW





PREMIUM

A panoramic view of fire



Premium A-U-70h

Every detail of the Premium Edition fireplace inserts from Spartherm has been thought through to guarantee a unique fire experience. The central element is the glass: Because with modern fireplace designs, a single opening to the room is often not enough. The Premium Edition offers fireplace inserts with a generously dimensioned U-shaped glass that allows a view of the pattern of flames from three sides. To ensure that nothing interferes with the unobstructed view of the fire, the Premium models are equipped with an invisible, recessed door frame and an elegant flush door handle.



PREMIUM

A panoramic view of fire

More is more: With the U-shaped fireplace inserts of the Premium Edition from Spartherm, the pattern of flames can be viewed not only from one, but from three perspectives. The generous glasses provide an unobstructed view of the pattern of flames. This clearly places the fire at the centre of the interior!



Premium A-3RL-60h



VARIANTS

Premium
A-3RL-60h



A+



7.0 - 13.0 kW

Premium
A-3RL-80h



A+



8.0 - 14.8 kW





PREMIUM

A panoramic view of fire



Premium A-3RL-80h

SMART FIREPLACE ASSISTANCE FUNCTIONS



S-Thermatik NEO
(combustion control)



S-USI II
(underpressure control)



S-ESAM 3.0
(automatic sliding door)



S-Kamatik 2
(chimney draft control)

The view from three sides grants the Premium A-3RL-80h a unique depth with embers and flames positioned right in front of the wall and visible from any perspective in the room. The flames immerse their whole surroundings in a warm, fascinating pattern of light. The large 80 cm front allows an unobstructed view of the dancing flames and provides a particularly large amount of soothing radiant heat.



Product overview Premium Edition

Straight



Premium V-1V-87h

Double sided



Premium V-FD-87h

L-shaped



Premium V-2L-55h



Premium V-2R-55h



Premium V-2L-68h



Premium V-2R-68h

Durchsicht



Premium V-2L-80h



Premium V-2R-80h

U-shaped



Premium A-U-50h



Premium A-U-70h



Premium A-3RL-60h



Premium A-3RL-80h

TEC

Technical data

Premium Edition			Premium V-1V-87h	Premium V-FD-87h	Premium V-2L-55h / V-2R-55h	Premium V-2L-68h / V-2R-68h	Premium V-2L-80h / V-2R-80h	Premium A-U-50h	Premium A-U-70h	Premium A-3RL-60h	Premium A-3RL-80h
Dimensions	Door dimension height	mm	489	489/489	489	489	489	489	489	489	489
	Door dimension width	mm	876	877/877	564	694	817	515	515	612	822
	Door dimension depth	mm	–	–	417	417	417	534	735	383	418
	Flue gas connection Ø	mm	200 250	200	180 200	200 250	200 250	200 250	200 250	200 250	200 250
Operating performance	Standard	Energy efficiency class	A+	A+	A+	A+	A+	A+	A+	A+	A+
		Nominal heat output	kW	9.5	10.6	7.9	9.6	10.5	9.3	11.4	10.0
		Output range	kW	6.7-12.4	7.4-13.8	5.5-10.3	6.7-12.5	7.4-13.7	6.5-12.1	8.0-14.8	7.0-13.0
		Efficiency	%	>80	>80	85	>80	80	>80	>80	>80
	with NSHF	Energy efficiency class	A+	A+	A+	A+	–	–	–	–	–
		Nominal heat output	kW	10.9	11.1	10.9	9.9	–	–	–	–
		Output range	kW	7.6-14.2	7.8-14.4	7.6-14.2	6.9-12.9	–	–	–	–
		Efficiency	%	>85	>85	>85	>85	–	–	–	–
Tests	Level 2 BlmSchV. 2010		✓	✓	✓	✓	✓	✓	✓	✓	✓
	15a B-VG		✓	✓	✓	✓	✓	✓	✓	✓	✓
	Ecodesign 2022		✓	✓	✓	✓	✓	✓	✓	✓	✓
	Operation with open combustion chamber door		–	–	–	–	–	–	–	–	–
Info	Weight (approx.)	kg	350	297	265	310	350	235	357	279	337
	Door function		Elevating	Elevating	Elevating	Elevating	Elevating	Elevating	Elevating	Elevating	Elevating
	Glazing		Single	Double	Single	Single	Single	Single	Single	Single	Single



THE FIRE
IN FOCUS

QUALITY IN DETAIL

For many, the design of a fireplace is the most important thing. To ensure that everything is technically correct for sophisticated fireplace systems, Spartherm has launched the high-quality Premium Edition. It incorporates the entire know-how of the German combustion technology specialist. Here, every detail is well thought out, perfectly crafted and put through its paces to guarantee unique fireplace experiences and, above all, safety.

Last but not least, the firewood should burn perfectly and quietly. Spartherm works with an innovative air supply system in the Premium Edition. The effect is impressive: Burning takes place evenly and cleanly; above all, however, the fireplace impresses with an extra-wide, impressive flame bed. For perfect fire enjoyment and magical moments!

FLAMING PASSION FOR UNIQUE DESIGN



SPECIALIST DEALER



www.facebook.com/Spartherm

www.instagram.com/spartherm

www.youtube.com/sparthermgermany

www.spartherm.com

