

LIVING FIRE
by SPARTHERM®



STOVES SEE
SPARTHERM EXCELLENT EDITION

Love of fire. For a lifetime.

Fireclay eboris 1300 ultra ivory



Fireclay eboris 1300 ultra black




PRODUCT-SPECIFIC PICTOGRAPHS

 RLA, room air dependent

 Logs


 S-Thermatik NEO


 S-USI II

 S-ESAM 3.0

 Total height

 Energy efficiency class

 Thermal output range (kW)

 Nominal heat output (kW)

 Straight

 L-shaped

 U-shaped

 Technical data

INDEX

| | |
|------------------|---------|
| Introduction | 4 - 9 |
| Product overview | 10 - 11 |
| Products | 12 - 27 |
| Technical data | 28 |

INDEX

NOTE:

- Colours may differ slightly from actual colour due to the printing process. Technical data and colours subject to change. Errors and omissions excepted.
- The surface of raw steel has its own distinctive patina. Due to the material properties of raw steel, discolourations in the hot zones can occur when the material is exposed to heat. This does not constitute a cause for complaint.

WELCOME TO THE OLYMPIAN HEIGHTS OF STOVE DESIGN



The Spartherm Excellent Edition.

Imposing appearance, divine elegance and incredible power: it almost seems like the Spartherm Excellent Edition was forged by the Titans themselves. But actually it was our expert designers whose years of experience and love for detail helped them create the four beautifully shaped models of the Spartherm Excellent Edition: Poseidon, Apollon, Ares and Artemis. They are available as front, corner or panorama stove with no less than three frameless combustion chamber sides – but no matter which option you choose, divine flame patterns are guaranteed.

WHY CHOOSE A
STOVE FROM THE
**SPARTHERM
EXCELLENT
EDITION?**



**IMPOSING,
STRAIGHT-LINED
DESIGN**



**FREESTANDING OR
FLUSH WITH THE
WALL FOR ANY
INTERIOR DESIGN
STYLE**




**AN EXCLUSIVE
FIREPLACE EXPE-
RIENCE, FOR AN
ENTIRE LIFETIME**



WE MAKE LARGE ROOMS GREAT

As a traditional fireplace manufacturer with years of expertise, we have a passion for presenting fire with its multifaceted character in ever-new designs. We are proud to announce that we have achieved this once again with our Spartherm Excellent Edition. Our four new models Poseidon, Apollon, Ares and Artemis don't just combine the well-established Spartherm premium quality with optimum user-friendliness but also feature a gorgeous new design.

Despite their imposing size and unusual material thickness all models of the Spartherm Excellent Edition are defined by numerous subtle design details – from frameless views of the combustion chamber to smart fireplace assistance functions operated with a smartphone or tablet. These models represent a perfect harmony of size and elegance.



The Spartherm Excellent Edition is equipped with Spartherm's time-tested and powerful premium fireplace inserts and was primarily designed for large, high rooms, where these imposing stoves can display their full beauty and power. Nevertheless their installation is flexible: changing the architecture is not necessary – no matter whether you choose to set up your stove flush with the wall or freestanding in the room. A nearby chimney is enough to make your dream of a perfect fireplace come true.

**PRODUCT
OVERVIEW**

POSEIDON



**THE PERFECT STAGE FOR YOUR
OPEN FIRE.**

PAGE 14-15

APOLLON



DOUBLE THE ENJOYMENT.

PAGE 18-19

ARES



**EXPERIENCE FIRE WITHOUT
OBSTACLES.**

PAGE 22-23

ARTEMIS



MORE SPACE FOR FIRE.

PAGE 26-27

For imposing seas of flame.

They say Poseidon's overwhelming power was unequalled. And with our Spartherm Excellent Edition model named after him, you are sure to feel this power. Not only does its main body appear strong and imposing like the god of the seas. But just as Poseidon's legendary power could churn up or calm the sea in mere moments, the Poseidon model can create an impressive sea of flame in any living space in barely more than the blink of an eye. This stove is truly majestic.



POSEIDON





Poseidon

A stove in a
widescreen format

Shapes designed with enthralling proportions. A combustion chamber of impressive size framed by imposing cubes. And elegant, frameless, large-format glass to provide the perfect frontal view of the flickering flames. The Poseidon model ignites the spark of passion. But Poseidon has more to offer than a beautiful design and imposing flame patterns. It also provides impressive safety and functionality. This is the case due to, for instance, the smart fireplace assistance functions and the unique material thickness of 3 mm, which permits installation even adjacent to flammable walls.



Poseidon



SMART FIREPLACE ASSISTANCE FUNCTIONS



S-Thermatik NEO
(combustion control)



S-USI II (underpressure control
interface)



S-ESAM 3.0
(automatic sliding door)

COLOURS



Nero



Titanium



Pearl



White



Light grey



Turquoise



Magnolia



Nickel



Auburn
Metal



Raw steel

VARIANT

Poseidon

1775 mm

6.7 - 12.4 kW

A+

9.5 kW



When the god of light shows his power.

They say the whole world was bathed in light when Apollon, the most beautiful of gods, was born. Legend has it his radiant glow freed the world of darkness and all evil. And you, too, can truly feel this power as soon as the fire starts burning in this beautifully-designed, double-sided stove (available in left or right variant). With power, force and radiant beauty, Apollon creates a fascinating pattern of flame that is sure to draw in any viewer. This fire is a truly divine experience!



APOLLON





Apollon

Fire experience
from two sides



If you don't have any long walls available for a stove or would like to fit your stove neatly in a corner of the room, the Apollon model is perfect for your needs. As in all models of the Spartherm Excellent Edition, the combustion chamber of Apollon has a very spacious design and the large glasses with the patented window cleaning system can be raised at the push of a button, if desired.

Other features that show that our developers know how to move past straight-forward concepts include the additional fireplace assistance functions that are part of the Apollon model and all other models of the Spartherm Excellent Edition.



Apollon 2R



Apollon 2L

COLOURS



Nero



Titanium



Pearl



White



Light grey



Turquoise



Magnolia



Nickel



Auburn
Metal



Raw steel

SMART FIREPLACE ASSISTANCE FUNCTIONS



S-Thermatik NEO
(combustion control)



S-USI II (underpressure control
interface)



S-ESAM 3.0
(automatic sliding door)

VARIANTS

Apollon 2L | Apollon 2R

1775 mm

6.9 - 12.7 kW

A

9.8 kW



Wild and strong like the son of Zeus.

His power and force of will made Ares an ideal of male strength and beauty. And our Ares stove holds the full vitality and fiery power of the son of Zeus. With its imposing size, a mighty combustion chamber and an open design on three sides, Ares creates an impressive flame display in a panoramic format.



ARES





Ares

A panoramic view of fire



Ares

The combustion chamber of the Ares model has three glass sides, presenting an unobstructed view of the flickering flames from three angles. Thanks to its high material thickness of 3 mm, Ares can be installed directly adjacent to a wall. Or would you prefer a freestanding installation? In that case the rear section of Ares can simply be painted to match the overall colour of the stove, just like all models in the Spartherm Excellent Edition. For perfect elegance from all angles.

SMART FIREPLACE ASSISTANCE FUNCTIONS



S-Thermatik NEO
(combustion control)



S-USI II (underpressure control
interface)



S-ESAM 3.0
(automatic sliding door)

COLOURS



Nero



Titanium



Pearl



White



Light grey



Turquoise



Magnolia



Nickel



Auburn
Metal



Raw steel

VARIANT

Ares

1775 mm

7.0 - 13.0 kW

A+

10.0 kW



Radiant guardian of nature.

Artemis was worshipped as a beautiful goddess of the hunt and the chase. And in our Artemis stove, one unique fiery experience chases the next. Large and imposing, yet with a delicate beauty and elegance, the Artemis model will dominate any space with its flickering flames and will draw anyone and anything around it into its magical ambiance. Extra-large panoramic glasses present a view of the flickering flames in the impressively sized combustion chamber from three sides. This stove will leave nothing to be desired and will conquer your heart like a silver arrow loosed by the goddess Artemis herself.



ARTEMIS





Artemis

View from three sides



Like all models of the Spartherm Excellent Edition, the Artemis model is equipped with the time-tested Spartherm Premium fireplace inserts. In addition, the Artemis combustion chamber is especially deep, making the three frameless glass sides look even larger. Whether flush with the wall or freestanding: Artemis is a first-class stove.

Artemis

COLOURS



Nero



Titanium



Pearl



White



Light grey



Turquoise



Magnolia



Nickel



Auburn Metal



Raw steel

SMART FIREPLACE ASSISTANCE FUNCTIONS



S-Thermatik NEO
(combustion control)



S-USI II (underpressure control
interface)



S-ESAM 3.0
(automatic sliding door)

VARIANT

Artemis

1775 mm

6.5 - 12.1 kW

A+

9.3 kW



| SEE stoves | | | Poseidon | Apollon 2L Apollon 2R | Ares | Artemis | |
|----------------------------|--|--------------------|-----------|--------------------------|------------|------------|------------|
| Performance data | Energy efficiency class | | A+ | A | A+ | A+ | |
| | Nominal output | | kW | 9.5 | 9.8 | 10.0 | 9.3 |
| | Heat output range | | kW | 6.7 - 12.4 | 6.9 - 12.7 | 7.0 - 13.0 | 6.5 - 12.1 |
| | Efficiency | | % | > 80 | > 80 | > 80 | > 80 |
| | Room heating capacity | ideal approx. | m³ | > 186 | > 186 | > 186 | > 186 |
| | | less ideal approx. | | 186 | 186 | 200 | 173 |
| | | unideal approx. | | 122 | 122 | 130 | 114 |
| | Exhaust mass flow at nominal output | | g/s | 9,0 | 8,9 | 10,5 | 8,5 |
| | Exhaust gas temperature on the flue gas connection | | °C | 272 | 303 | 270 | 311 |
| | Min. supply pressure at nominal output | | Pa | 12 | 12 | 12 | 12 |
| Combustion air requirement | | m³/h | 29,7 | 29,5 | 33,7 | 27,2 | |
| Weights | Steel | kg | 506 | 430 | 404 | 440 | |
| Dimensions | Total height | | mm | 1775 | 1775 | 1775 | 1775 |
| | Total width | | mm | 1100 | 958 | 772 | 675 |
| | Total depth | | mm | 680 | 680 | 676 | 882 |
| | Door height | | mm | 489 | 489 | 489 | 489 |
| | Door width | | mm | 876 | 694 | 612 | 515 |
| | Flue pipe Ø | | mm | 200 | 200 | 200 | 200 |
| | ① Connection height of flue pipe at top | | mm | 1696 | 1370 | 1695 | 1652 |
| | ② Connection height of flue pipe at rear | | mm | 1592 | 1453 | 1592 | 1525 |
| | Air inlet Ø | | mm | 150 | 150 | 150 | 150 |
| | Air inlet centre – from floor at rear | | mm | 200 | 125 | 125 | 278 |
| | Air inlet centre – to front at bottom | | mm | 464 | 470 | 418 | 747 |
| Options | Flue gas pipe outlet at top | | | ✓ | ✓ | ✓ | ✓ |
| | Flue pipe outlet at rear | | | ✓ | ✓ | ✓ | ✓ |
| | Separate combustion air | | | ✓ | ✓ | ✓ | ✓ |
| Door function | | | Elevating | Elevating | Elevating | Elevating | |
| Tests approvals | DIN EN 13240 | | | ✓ | ✓ | ✓ | ✓ |
| | 2nd level BImSchV 2010 (German immission protection directive) | | | ✓ | ✓ | ✓ | ✓ |
| | Aachen/Munich/Regensburg directive | | | ✓ | ✓ | ✓ | ✓ |
| | DIBt room air sealed operation | | | – | – | – | – |
| | DIBt approval no. | | | – | – | – | – |
| | Art. 15 a B-VG (Austria) | | | ✓ | ✓ | ✓ | ✓ |
| | European Ecodesign Directive 2022 | | | ✓ | ✓ | ✓ | ✓ |

① Lower edge of adjustable leg to upper edge of flue pipe connection top
② Lower edge of adjustable leg to centre of flue pipe connection rear

A real eye-catcher, even from the back.

All models of the Spartherm Excellent Edition can simply be placed in the middle of a room. The rear wall is optionally available in your favourite colour, making your stove a real highlight in any room. For perfect elegance from all angles.





LIVING FIRE
by SPARTHERM®

SPARTHERM PRODUCT RANGE




PREMIUM EDITION



HIGHLIGHTS




BLACK EDITION




FIREPLACE INSERTS




STOVES



COMPACT UNITS



TILED STOVES



FIREPLACE CASSETTES



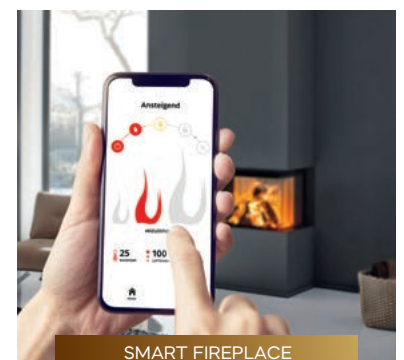
OUTDOOR



COMPLETE FIREPLACES




SMALL STORAGE STOVES



SMART FIREPLACE
ASSISTANCE FUNCTIONS


DESIGN **YOUR**
PERSONAL
MOMENT OF FIRE.



PRODUCT CONSULTANT

WHICH FIRE GOES BEST WITH YOUR LIFE?

Find the stove that precisely
meets your needs in just a few steps!




www.spartherm.com

SPARTHERM® – THE FIRE OF YOUR LIFE.

LIVING FIRE

by SPARTHERM®

SPECIALIST DEALERS



www.facebook.com/Spartherm

www.instagram.com/spartherm

www.youtube.com/sparthermgermany

www.spartherm.com

